



### District Report Card: 2017


<b>State:</b> Jharkhand	<b>District:</b> Ramgarh
<b>Class:</b> 5	<b>Subject:</b> Language
<b>Schools:</b> 54	<b>Students:</b> 1163


### Participation/Coverage


#### Students

<div>GENDER</div> <div></div>	Boys				Girls			
	Number		%		Number		%	
	533		45.83		630		54.17	

<div>AREA</div> <div></div>	Rural				Urban			
	Number		%		Number		%	
	972		83.58		191		16.42	

<div>CATEGORY</div> <div></div>	SC		ST		OBC		GEN	
	Number	%	Number	%	Number	%	Number	%
	189	16.25	405	34.82	546	46.95	23	1.98

<div>CWSN</div> <div></div>	LD	VI	HI	S&LD	ID	Oth
	3	7	0	4	4	2

<div>Management</div> <div></div>	Government			Government-aided		
	Number		%	Number		%
	1163		100.00	0		0.00

### Average Performance of Students in Language (%)

Overall	Gender		Area		Management		Social Group			
	Male	Female	Rural	Urban	Govt.	Aided	SC	ST	OBC	GEN
64.80	64.17	65.34	62.82	74.90	64.80	0.00	62.82	63.80	65.93	71.88

### Performance on Learning Outcomes (LOs)

Learning Outcomes	Description	Average Performance(%)
L504	Reads and comprehends independently storybooks, news items/ headlines, advertisements etc.	61.20
L508	Reads text with comprehension, locates details and sequence of events	66.60

Range of Performance of Students who Answered Correctly							
Below 30%		30% - 50%		50% - 75%		Above 75%	
Number	%	Number	%	Number	%	Number	%
81	6.96	224	19.26	433	37.23	425	36.54

### Lowest Performing Learning Outcomes (LOs)

- 1 - Reads and comprehends independently storybooks, news items/ headlines, advertisements etc. (61.20)
- 2 - Reads text with comprehension, locates details and sequence of events (66.60)